


ARD_MEGA2560PRO

Arduino Mega 2560 compatible microcontroller, not an original Arduino



1. GENERAL INFORMATION


Dear customer,
thank you for choosing a Joy-IT product. Our board is a high quality small form factor replica and compatible to the Arduino Mega 2560 but it is not an original Arduino. The „MegaPRO Board“ is the right microcontroller board for those who need many pins in a small form factor.

The ATmega2560 microcontroller offers you enough performance for your ideas and projects. It is 101.52 x 53.3 mm in size and has more connections than others with 54 digital in- / outputs and 16 analog inputs.

2. TECHNICAL SPECIFICATIONS

Model	ARD_MEGA2560PRO
EAN	4250236812366
Microcontroller	ATmega2560
Input voltage	6 - 9 V at V_{IN}
Digital IO	54 of which 15 PWM
Analog IO	16
DC current IO	20 mA
DC current 3.3 V	50 mA
Storage	256 KB (8 KB for Bootloader)
SRAM	8 KB
EEPROM	4 KB
Clock Speed	16 MHz
Dimensions	55 x 38 mm

3. PINOUT



4. SOFTWARE-INSTALLATION

If you start programming the Joy-IT ARD_Mega2560PRO, you have to install a development environment and the drivers for the associated operating system on your computer which is going to be used for programming.

The recommended development environment is the “Arduino IDE“ which is released by the Arduino manufacturer as an open source software. This software is aimed at beginners, due to concept and structure. It is compatible to the Joy-IT ARD_Mega2560PRO and has next to the development environment also the required drivers which make it possible to start immediately.

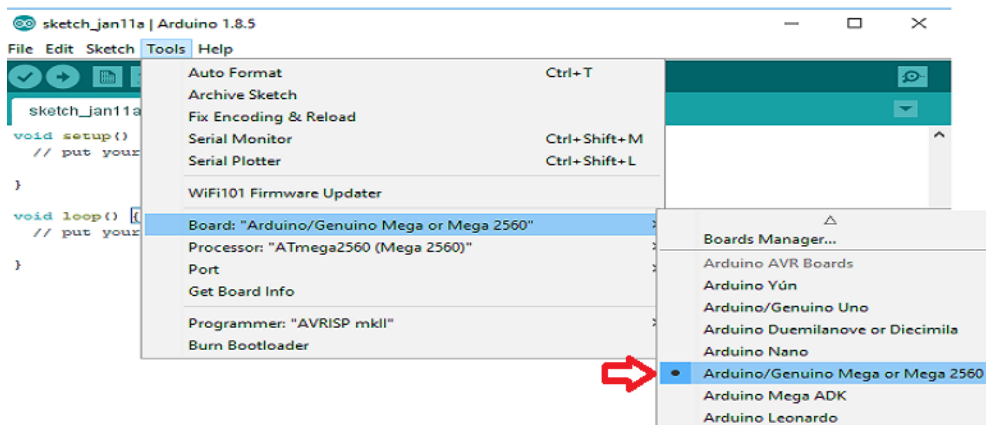
The download for this software can be found with the following link:

<https://www.arduino.cc/en/Main/Software>

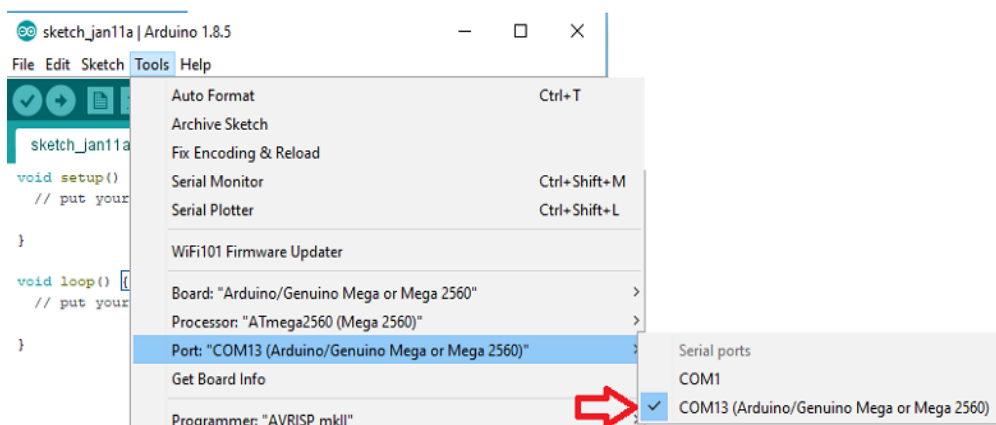
5. SOFTWARE SETUP

After installing the software, the appropriate microcontroller board must be set up in the programming environment. To do this follow the next two steps.

1. Select [Tools → Board] choose “Arduino / Genuino Mega or Mega 2560“



2. Select [Tools → Port] choose the port marked with „(Arduino / Genuino Mega or Mega 2560)“



6. FURTHER INFORMATION

Our information and redemption obligation according to the electro-law (ElektroG)



Symbol on electrical and electronic products :

This crossed-out bin means that electrical and electronic products do not belong into the household waste. You must hand over your old appliance to a registration office. Before you can hand over the old appliance, you must remove used batteries and accumulators which are not enclosed by the device.

Return options :

As the end user, you can hand over with the purchase of a new device your old appliance (which has essentially the same functions as the new one) free of charge for disposal. Small devices which do not have outer dimensions greater than 25 cm can be submitted independently of the purchase of a new product in normal household quantities.

Possibility of restitution at our company location during our opening hours:

Simac GmbH, Pascalstr. 8, D-47506 Neukirchen-Vluyn

Possibility of restitution nearby :

We send you a parcel stamp with which you can send us your old appliance free of charge. For this possibility, you must contact us via e-mail at service@joy-it.net or via telephone.

Information about packaging:

Please package your old appliance safe during transport. Should you not have a suitable packaging material or you do not want to use your own material, you can contact us and we will send you an appropriate package.

7. SUPPORT

We are also there for you after your purchase. If any questions remain open or problems arise, we are also available by e-mail, telephone and ticket support system.

E-Mail: service@joy-it.net

Ticket-System: <http://support.joy-it.net>

Phone: +49 (0)2845 98469 – 66 (10 - 17 clock)

For more information visit our website:

www.joy-it.net