

ALUMINIUM HOUSING FOR THE RASPBERRY PI 4

RB-AlucaseP4+03B



1. GENERAL INFORMATION

Dear customer,
Thank you very much for choosing our product. In the following, we will show you what you need to consider during commissioning and use.

Should you unexpectedly encounter problems during use, please do not hesitate to contact us.

2. ASSEMBLY


1. First of all, you have to loosen the four screws at the side panel and take out the side panel.




2. Now loosen the two upper screws of the second side panel.




3. The upper part of the case can now be pushed out to the side. Loosen the now visible screw to insert and fix the Raspberry-PI.



4. Now slide the cover back onto the case and screw tighten the two upper screws again. You now have the choice of placing the GPIO cover on the case or keeping it free.



5. Now attach the removed side panel with the four screws and your case is fully assembled.



3. OTHER INFORMATION

Our Information and Take-back Obligations according to the German Electronic Law (ElektroG)



Symbol on Electrical and Electronic Products:

This crossed-out bin means that electrical and electronic products do not belong into the household waste. You must hand over your old appliance to a registration place. Before you can hand over the old appliance, you must remove used batteries and replacement batteries which are not enclosed by the device.

Return Options:

As the end user, you can hand over your old appliance (which has essentially the same functions as the new one bought with us) free of charge for disposal with the purchase of a new device. Small devices, which do not have outer dimensions bigger than 25 cm can be handed in for disposal independently of the purchase of a new product in normal household quantities.

1. Possibility of return at our company location during our opening hours

Simac Electronics Handel GmbH, Pascalstr. 8, D-47506 Neukirchen-Vluyn

2. Possibility of return nearby

We will send you a parcel stamp with which you can send us your old appliance free of charge. For this possibility, please contact us via e-mail at service@joy-it.net or via telephone.

Information about Package:

Please package your old appliance safe for transport. Should you not have suitable packaging material or you do not want to use your own material, you can contact us and we will send you an appropriate package.

4. SUPPORT

If any questions remained open or problems may arise after your purchase, we are available by e-mail, telephone and ticket support system to answer these.

E-Mail: service@joy-it.net
Ticket-system: <http://support.joy-it.net>
Telephone: +49 (0)2845 98469 – 66 (10 - 17 o'clock)

For further information visit our website:
www.joy-it.net